


Clamped T-connectors / speedfix Type 6441 - 43



Version 01_06



Clamped T-connectors Type 6441 - 43

Application:

for mounting on new and older installations of low-flush lavatories wash basins kitchen sinks, washing machines, automatic dishwashers, and for mounting and extension of compressed air plants and sprinkler systems

avoid cuttings, threadings, long screws and tee-pieces.

Applicable for iron and copper tubes

Test:

JCH's 100% test

Additional parts:


synthetic washers, drills and drilling sockets

Material


Top:	DZR brass CW602N
Lower part:	DZR brass CW602N
washers:	Nitril maks. temp. 90° short
Screws:	Electroplated with Unbacho head
Drill:	HS twist drill
Drilling sockets:	DZR brass CW602N

Clamped T- connectors / speedfix Type 6441 – 43

Speed fix made of DZR brass, to make an extra outlet fast and easy



Version 01_06



Components:

- 1.Top
- 2.Lower part
- 3.Screws
- 4.Drilling sockets
- 5.Washer
- 6.HS Twist drill

Order no..	Dimension	Pce. Each box.	item	weight Kg
013762-004	½"/22mmCU	10	speedfix	0,170
013762-006	¾"/28mmCU	5	speedfix	0,258
013762-008	1"/35mm CU	5	speedfix	0,285
013756-004	8 x 115mm		HS twist drill	0,044
013767-004	½" RG	10	Drilling sockets	0,098
013768-004			Washers	

J.C.HANSENS METALVAREFABRIK ApS

Karetmagervej 21 | DK-7100 Vejle | Tel. +45 75 85 84 08 | Fax +45 75 85 80 82
jchansen@jchansen.dk | www.jchansen.dk