


Check valve with inspection plug Type 2294



Version 01_06



Type 2294 Check valve with inspection plug

Application:

Designed for use in cold and hot water supply systems, central and district heating plants and air.

With possibility for functioncontrol


Test:

JCH's 100% test, and 1 yearly external audit test, carried out by danish institute of technology

Material

Body:	DZR brass CW602N
Cartridge:	Watts Ocean type IN:POM
O-ring:	NBR Rubber
Inspections plug:	DZR brass CW602N
Gasket plug:	PTFE seal
Union nut:	DZR brass CW602N
Cutting sleeve:	DZR brass CW602N

Check valve with inspection plug Type 2294



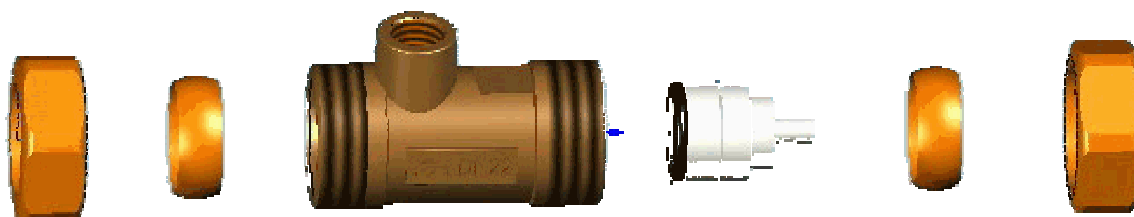
Version 01_06

Type 2290 Type 90 og 94 has a very low opening pressure of 100mmWC.

Working pressure: 10 bar, test pressure: 16 bar.

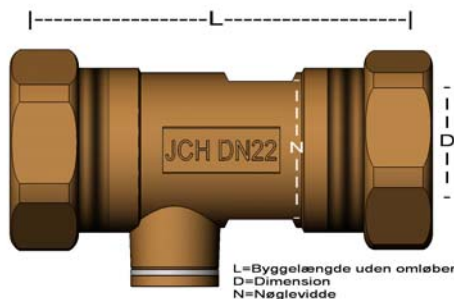
Max. temperature: 90° C

produced to meet the EU EN1717 standard



Components

- 1.Union nut
- 2.Cutting sleeve
- 3.Body
- 4.Cartridge
- 5.Plug
- 6.Gasket



Order No.:	DN mm	L length mm	NV mm	RG	weight Kg
2294-012	12	70	19	N/A	0,119
2294-015	15	74	19	N/A	0,133
2294-018	18	74	19	N/A	0,150
2294-022	22	84	24	N/A	0,229
2944-028	28	90	30	N/A	0,318

J.C.HANSENS METALVAREFABRIK ApS

Karetmagervej 21 | DK-7100 Vejle | Tel. +45 75 85 84 08 | Fax +45 75 85 80 82
jchansen@jchansen.dk | www.jchansen.dk