


JCH extension stem Type 145224-125



Version 01_06



Extension stem (fixed model) 145224-125 without valve

Application:

All JCH ballvalves where a fixed extension stem is demanded

Test:

JCH's 100% test

Materiale

Stem:	Hot dip galvanized massive steel rod with pipe
Protection pipe :	Impact resistant plastic

Accessory:


Ballvalve Order no.: 745511-745517

Street cover order no.:145631-013

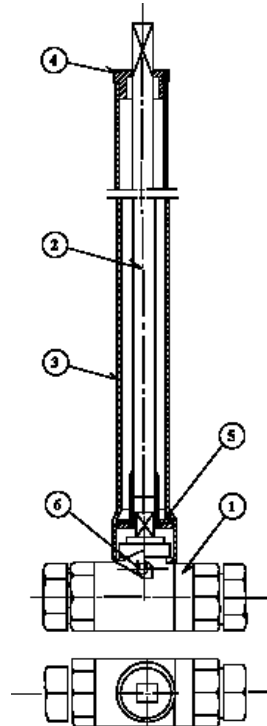


JCH extension stem fixed model with 16mm square head spindel Type 145224-125

extension stem fixed model lenght:1250mm



Version 01_06



Components:

- 1. Ball valve not included
- 2. Spindle with pipe
- 4. Cap
- 5. Washer

6. Screw

Order no.:	Lenght mm	Weight Kg
145224-125	1250mm	3,1

J.C.HANSENS METALVAREFABRIK ApS

Karetmagervej 21 | DK-7100 Vejle | Tel. +45 75 85 84 08 | Fax +45 75 85 80 82
jchansen@jchansen.dk | www.jchansen.dk